


SAUDI WOOD AND WOOD PRODUCTS MARKET



&



BRAZIL'S EXPORTS

**EMBASSY OF BRAZIL
RIYADH, SAUDI ARABIA
APRIL 2023**



FORWARD...

Saudi Arabia imports over US\$ 3 billion worth of wood and wood products worldwide, including Brazil. However, the market share of Brazil is not significant. In 2022, Brazil exported about US\$ 119 million of wood and wood products to Saudi Arabia. This value was the highest value of exports of these products during the last ten years, from 2013 to 2022. Even that figure is just 4% of the total Saudi imports of these items.

In relation to Brazil's total exports of these items to the world, the share of exports to Saudi Arabia is not even one percent. As per the Brazilian trade data, the wood-based products exported by Brazil to the world in 2022 were valued at US\$ 15.8 billion, whereas to Saudi Arabia, as stated above, just US\$ 199 million, which represents only 0.8%!

Therefore, considering the Saudi market size and Brazil's export capability, I find good potential for Brazilian companies to export more wood and wood products to Saudi Arabia. In addition, several mega construction projects are underway, which results in increased demand for all types of building, construction, and furnishing materials, including wood-based products.

This report contains a preliminary study on the Saudi market for wood-based products. It provides a glimpse of the market and Brazil's current position concerning the Saudi market for these products.

As per the data published by the International Trade Center (ITC), Brazil was the 2nd largest exporter of wood pulp to Saudi Arabia after the USA, 9th largest exporter of wood and articles of wood, and the 17th largest exporter of paper and paper products to Saudi Arabia during the 2013-2021 period.

This preliminary study is intended to draw the attention of Brazilian companies and relevant entities toward opportunities in Saudi Arabia. Efforts were made to present updated data and information in this study gathered from official and private sources believed to be authentic. However, the data and information may vary anytime owing to the eventual developments or changes in and out of this country.

Nevertheless, this Post is at the disposal of Brazilian companies to provide further information and support, whenever required, in exporting these products to Saudi Arabia.

Yours sincerely,

SÉRGIO E. BATH

Ambassador of Brazil to the Kingdom of Saudi Arabia and the Republic of Yemen

TABLE OF CONTENTS

| | |
|---|----|
| BRAZIL’S EXPORTS TO THE WORLD & SAUDI ARABIA | 5 |
| SAUDI IMPORTS FROM THE WORLD & BRAZIL | 7 |
| WOOD & WOOD ARTICLES EXPORTS FROM BRAZIL TO SAUDI ARABIA | 10 |
| PAPER & PAPER PRODUCTS EXPORTS FROM BRAZIL TO SAUDI ARABIA | 10 |
| OTHER WOOD-BASED PRODUCTS EXPORTS FROM BRAZIL TO SAUDI ARABIA | 11 |
| TYPES SAUDI IMPORTS OF WOOD AND WOOD PRODUCTS FROM THE WORLD | 11 |
| Wood and Articles of Wood | 11 |
| Cork | 12 |
| Straw | 12 |
| Wood Pulp | 12 |
| Paper and Paper Products | 12 |
| TOP TEN SOURCES OF SAUDI IMPORTS OF WOOD-BASED PRODUCTS | 13 |
| Wood and Articles of Wood | 13 |
| Cork | 13 |
| Straw | 13 |
| Wood Pulp | 13 |
| Paper and Paper Products | 14 |
| IMPORTERS OF WOOD PRODUCTS | 16 |
| REFERENCES/BIBLIOGRAPHY | 18 |



TRADE DATA
BRAZIL'S EXPORTS
OF WOOD-BASED PRODUCTS
TO THE WORLD

&

TO SAUDI ARABIA

V/S

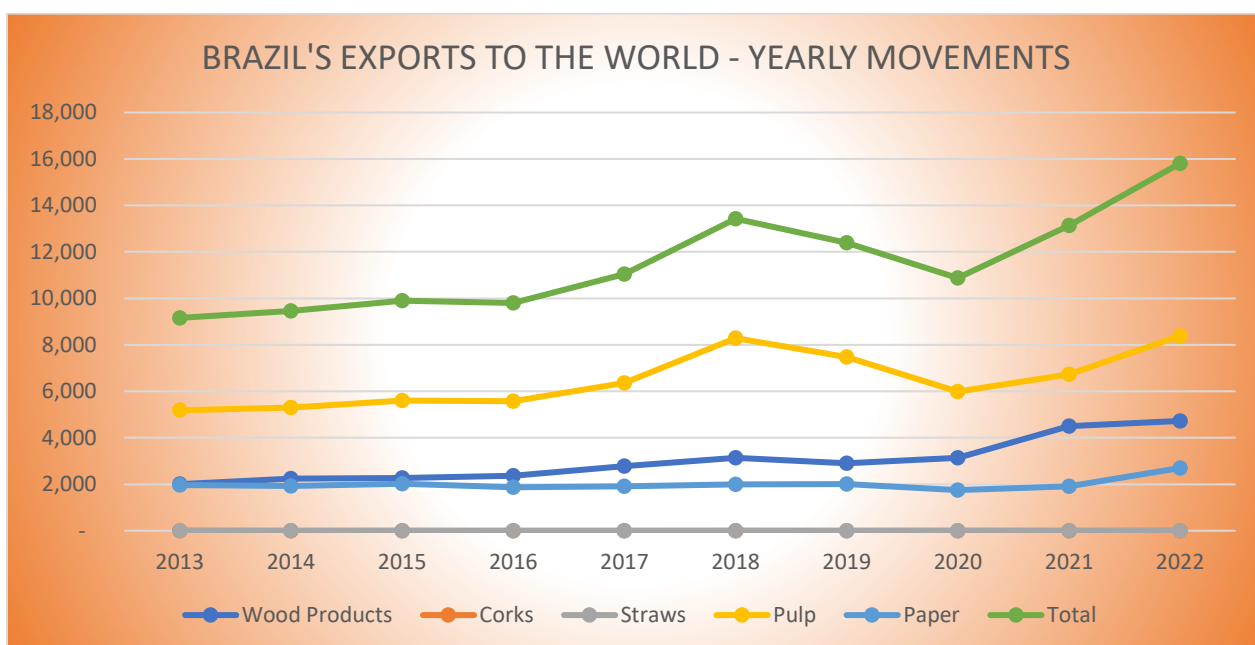
SAUDI IMPORTS
OF THESE PRODUCTS



BRAZIL'S EXPORTS TO THE WORLD & SAUDI ARABIA

| BRAZIL'S EXPORTS TO THE WORLD (Value in Million US\$) | | | | | | | | | | |
|---|--------------|--------------|--------------|--------------|---------------|---------------|---------------|---------------|---------------|---------------|
| | 2013 | 2014 | 2015 | 2016 | 2017 | 2018 | 2019 | 2020 | 2021 | 2022 |
| Wood Products | 2,003 | 2,242 | 2,270 | 2,361 | 2,780 | 3,144 | 2,904 | 3,140 | 4,495 | 4,727 |
| Corks | 2 | 2 | 2 | 1 | 0 | 0 | 0 | 0 | 0 | 0 |
| Straws | 0 | 0 | 0 | 0 | 1 | 1 | 0 | 0 | 0 | 0 |
| Pulp | 5,185 | 5,297 | 5,603 | 5,575 | 6,355 | 8,283 | 7,477 | 5,987 | 6,731 | 8,387 |
| Paper | 1,969 | 1,921 | 2,021 | 1,871 | 1,913 | 1,996 | 2,007 | 1,748 | 1,905 | 2,700 |
| Total | 9,161 | 9,462 | 9,896 | 9,809 | 11,049 | 13,424 | 12,389 | 10,875 | 13,132 | 15,814 |

Source of Data: Comexstat (Brazil), Accessed April 10, 2023

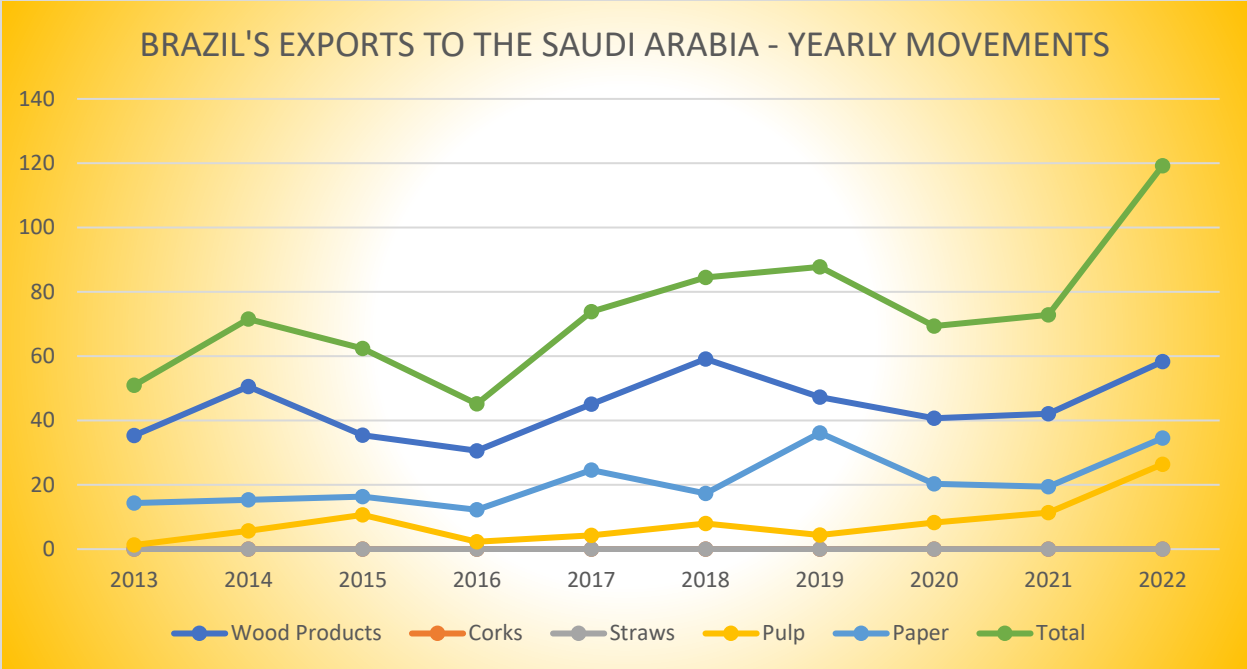


Source of Data: ITC Trade Map, Accessed April 10, 2023

| BRAZIL'S EXPORTS TO SAUDI ARABIA (Value in Million US\$) | | | | | | | | | | |
|--|-----------|-----------|-----------|-----------|-----------|-----------|-----------|-----------|-----------|------------|
| | 2013 | 2014 | 2015 | 2016 | 2017 | 2018 | 2019 | 2020 | 2021 | 2022 |
| Wood Products | 35 | 51 | 35 | 31 | 45 | 59 | 47 | 41 | 42 | 58 |
| Corks | 0.0 | - | 0.0 | - | - | - | - | - | - | - |
| Straws | - | - | - | 0.0 | 0.0 | 0.0 | - | 0.0 | 0.0 | 0.0 |
| Pulp | 1.3 | 5.6 | 10.7 | 2.3 | 4.2 | 8.0 | 4.3 | 8.3 | 11.3 | 26.4 |
| Paper | 14 | 15 | 16 | 12 | 25 | 17 | 36 | 20 | 19 | 35 |
| Total | 51 | 72 | 62 | 45 | 74 | 84 | 88 | 69 | 73 | 119 |

Source of Data: Comexstat (Brazil), Accessed April 10, 2023.

Note: The value "0" indicates that there is a small amount, and "-" means that there is no value at all.



Source of Data: Comexstat (Brazil), Accessed April 10, 2023

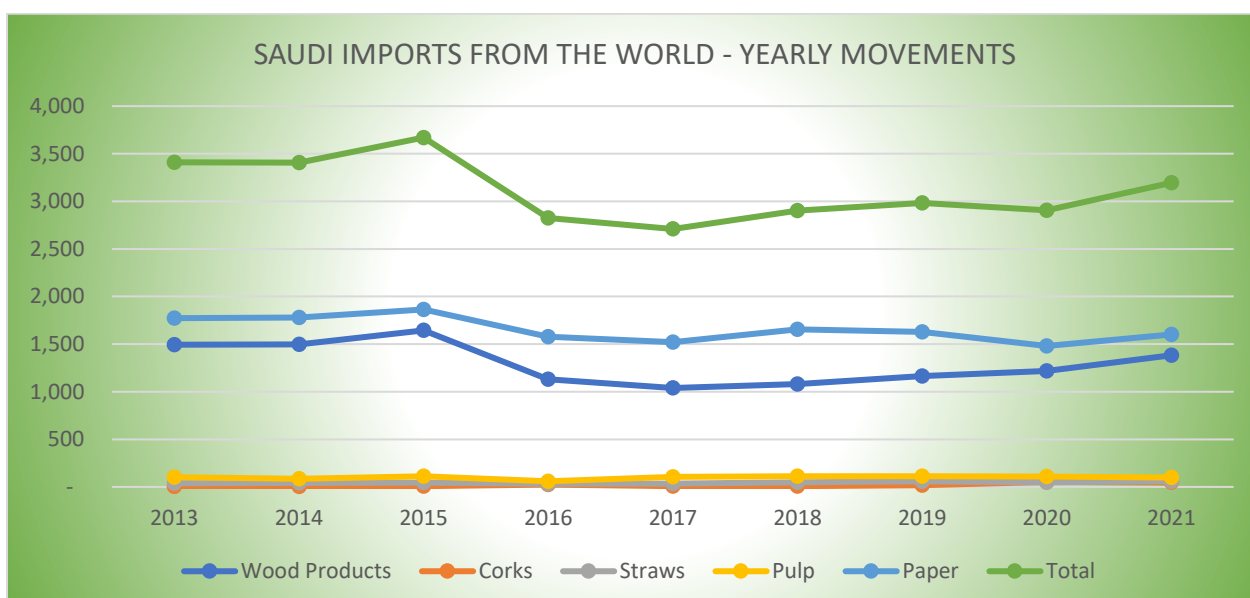
KEY OBSERVATIONS

- ❖ In 2022, the value of exports of wood-based products to Saudi Arabia was US\$ 119 million, 64% higher than in 2021, when it was valued at US\$ 73 million.
- ❖ The highest-ever exports of these products to Saudi Arabia during the last ten-year period (2013-2022) was in 2022, valued at US\$ 119 million, as stated above. However, this value represents just 0.8% of Brazil’s total exports of these products to the world in 2022.
- ❖ During 2013-2022, Brazil’s average yearly exports of wood and wood products to Saudi Arabia are valued at US\$ 74 million, representing only 0.6% of Brazil’s US\$ 11.5 billion average annual exports of wood-based products to the world.
- ❖ In general, a positive correlation is noticed in Brazil’s exports of these items to Saudi Arabia in relation to Brazil’s total exports to the world. Whenever there is an increase or decrease in the total exports of these items to the world, more or less, the corresponding changes are noticed in the exports to Saudi Arabia, too, as evident from the yearly movements line charts given above.

SAUDI IMPORTS FROM THE WORLD & BRAZIL

| SAUDI IMPORTS FROM THE WORLD (Value in Million US\$) | | | | | | | | | | |
|--|--------------|--------------|--------------|--------------|--------------|--------------|--------------|--------------|--------------|------------|
| | 2013 | 2014 | 2015 | 2016 | 2017 | 2018 | 2019 | 2020 | 2021 | 2022 |
| Wood Products | 1,494 | 1,499 | 1,644 | 1,130 | 1,039 | 1,079 | 1,165 | 1,219 | 1,384 | N/A |
| Corks | 4 | 4 | 6 | 25 | 9 | 9 | 19 | 52 | 48 | N/A |
| Straws | 38 | 43 | 45 | 32 | 33 | 47 | 59 | 48 | 60 | N/A |
| Pulp | 103 | 84 | 111 | 59 | 106 | 111 | 111 | 107 | 100 | N/A |
| Paper | 1,771 | 1,778 | 1,864 | 1,579 | 1,522 | 1,655 | 1,629 | 1,481 | 1,602 | N/A |
| Total | 3,410 | 3,408 | 3,670 | 2,825 | 2,709 | 2,901 | 2,983 | 2,907 | 3,194 | N/A |

Source of Data: ITC/WTO(Geneva), Accessed April 10, 2023; N/A: Data Not Available as of preparing this.



Source of Data: ITC/WTO(Geneva), Accessed April 10, 2023; N/A: Data Not Available as of preparing this.

| SHARE OF BRAZIL IN SAUDI IMPORTS (%) | | | | | | | | | | |
|--------------------------------------|-----------|-----------|-----------|-----------|-----------|-----------|-----------|-----------|-----------|------------|
| | 2013 | 2014 | 2015 | 2016 | 2017 | 2018 | 2019 | 2020 | 2021 | 2022 |
| Wood Products | 3% | 4% | 2% | 3% | 5% | 5% | 5% | 5% | 3% | N/A |
| Corks | 0% | 0% | 0% | 0% | 0% | 0% | 0% | 0% | 0% | N/A |
| Straws | 0% | 0% | 0% | 0% | 0% | 0% | 0% | 0% | 0% | N/A |
| Pulp | 16% | 33% | 21% | 59% | 2% | 11% | 18% | 17% | 17% | N/A |
| Paper | 1% | 1% | 1% | 1% | 1% | 2% | 2% | 3% | 2% | N/A |
| Total | 2% | 3% | 2% | 3% | 2% | 3% | 4% | 4% | 3% | N/A |

Source of Data: ITC/WTO(Geneva), Accessed April 10, 2023; N/A: Data Not Available as of preparing this.

Note: The above estimation is based on the CIF value published on the ITC website, hence different than the Brazilian data, which is FOB

KEY OBSERVATIONS

- ❖ Among the wood-based products, wood items other than pulp, paper, straws, and corks are major items of Brazil to Saudi Arabia, with a yearly average of US\$ 44 million (about 60% of total wood-based products) during the last ten-year period from 2013 to 2022 (As per Comexstat data).
- ❖ The second major item is paper products, with a yearly average value of US\$ 21 million, followed by wood pulp, with an annual average of US\$ 8 million, from 2013 to 2022 (As per Comexstat data).
- ❖ During the last nine years, no significant changes have been noticed in the Saudi imports of wood-based products. The Saudi data for 2022 is not yet published; hence, the year's changes are not reflected in this estimation (ITC data).
- ❖ At the same time, the export of all the wood-based products from Brazil to Saudi Arabia registered a 64% increase in 2022 (valued at US\$ 199 million, the highest-ever value during the 2013-2022 period as mentioned above) compared to 2021 (valued US\$ 73 million). The value of wood items registered a 38% increase, pulp 133%, and paper 64% increase in 2022 compared to 2021(As per Comexstat data). There are two possibilities for these changes in the year 2022 compared to 2021, as follows:
 - *Either Saudi market demand increase in 2022; or*
 - *The Saudi imports from other countries decreased in 2022 and were substituted by imports from Brazil.*

PRELIMINARY CONCLUSION

When considering the massive mega-construction projects in Saudi Arabia, which gathered tremendous momentum in 2022, there is every possibility of growing demand for building, construction, and furnishing materials, including wood-based products.



**TYPES OF
WOOD-BASED PRODUCTS
EXPORTED TO SAUDI ARABIA
BY BRAZIL**



WOOD & WOOD ARTICLES EXPORTS FROM BRAZIL TO SAUDI ARABIA

(Value in thousand US\$, FOB)

| Products | 2013 | 2014 | 2015 | 2016 | 2017 | 2018 | 2019 | 2020 | 2021 | 2022 |
|---------------------------------|---------------|---------------|---------------|---------------|---------------|---------------|---------------|---------------|---------------|---------------|
| Fuelwood | - | - | - | - | - | - | - | 2 | - | - |
| Wood charcoal | - | - | - | - | 6 | - | 4 | - | - | - |
| Wood in the rough | - | - | 26 | - | - | - | - | - | 8 | - |
| Wood-sawn or chipped | 21,672 | 33,307 | 23,136 | 24,303 | 33,772 | 55,160 | 44,253 | 34,884 | 41,529 | 57,983 |
| Wood continuously shaped | - | - | - | - | - | - | 2 | - | 34 | 69 |
| Particle board | - | - | - | - | 11 | - | - | - | 0 | - |
| Fiberboard of wood | 52 | 7,621 | 4,955 | 4,867 | 10,958 | 3,230 | 2,321 | 5,161 | 379 | 24 |
| Plywood, veneered panels | 1,558 | 2,428 | 3,525 | 1,050 | 55 | 130 | - | 627 | - | 137 |
| Densified wood | - | 148 | - | - | - | 37 | 149 | - | - | - |
| Wooden frames | - | - | - | - | - | - | 3 | - | - | - |
| Packing cases | 11,788 | 6,922 | 3,153 | 100 | 129 | 589 | 547 | - | 0 | 22 |
| Tools, tools, and broom | 136 | 80 | 162 | 151 | 78 | 0 | - | 8 | - | 65 |
| Builders' joinery and carpentry | 21 | - | 1 | 0 | - | 0 | 15 | 0 | 146 | - |
| Tableware & kitchenware, wood | 36 | - | 21 | 23 | - | - | - | - | 0 | 0 |
| Wood marquetry and inlaid wood | - | - | 0 | 0 | 6 | 0 | - | - | 4 | 0 |
| Other articles of wood | 51 | 33 | 411 | 107 | 58 | - | - | - | - | 0 |
| Total | 35,315 | 50,538 | 35,389 | 30,601 | 45,074 | 59,145 | 47,293 | 40,682 | 42,102 | 58,300 |

Source of Data: Comexstat (Brazil), Accessed April 10, 2023

PAPER & PAPER PRODUCTS EXPORTS FROM BRAZIL TO SAUDI ARABIA

(Value in thousand US\$, FOB)

| Products | 2013 | 2014 | 2015 | 2016 | 2017 | 2018 | 2019 | 2020 | 2021 | 2022 |
|------------------------------|---------------|---------------|---------------|---------------|---------------|---------------|---------------|---------------|---------------|---------------|
| Newsprint | 0 | 0 | 0 | 43 | 0 | 56 | 0 | 0 | 0 | 0 |
| Uncoated paper & paperboard | 7259 | 5545 | 7359 | 6648 | 7227 | 6398 | 8225 | 3660 | 2520 | 484 |
| Sanitary stock paper | 0 | 200 | 0 | 0 | 0 | 0 | 0 | 0 | 2 | 1 |
| Uncoated kraft paper | 3762 | 6992 | 7119 | 3614 | 6655 | 5043 | 5508 | 3958 | 6265 | 16724 |
| Vegetable parchment | 0 | 0 | 0 | 0 | 0 | 1 | 0 | 0 | 0 | 0 |
| Paper and paperboard | 0 | 0 | 0 | 0 | 0 | 0 | 0 | 0 | 0 | 0 |
| Carbon paper, | 0 | 0 | 0 | 0 | 0 | 0 | 0 | 0 | 0 | 0 |
| Paper and paperboard, coated | 3289 | 2625 | 1836 | 1921 | 10648 | 5801 | 22421 | 12731 | 10559 | 17297 |
| Paper, paperboard, cellulose | 0 | 0 | 0 | 0 | 3 | 0 | 0 | 0 | 3 | 4 |
| Cigarette paper | 0 | 0 | 0 | 0 | 0 | 0 | 0 | 0 | 4 | 0 |
| Toilet paper | 0 | 0 | 0 | 0 | 0 | 0 | 0 | 0 | 1 | 0 |
| Cartons, boxes, cases, bags | 1 | 2 | 3 | 8 | 6 | 1 | 2 | 1 | 73 | 14 |
| Registers, account books | 0 | 0 | 0 | 0 | 0 | 0 | 0 | 1 | 0 | 0 |
| Paper or paperboard labels | 0 | 0 | 0 | 0 | 0 | 0 | 0 | 0 | 2 | 1 |
| Other paper, paperboard | 0 | 0 | 0 | 0 | 0 | 1 | 0 | 0 | 2 | 2 |
| Total | 14,314 | 15,365 | 16,318 | 12,234 | 24,539 | 17,300 | 36,156 | 20,352 | 19,430 | 34,527 |

Source of Data: Comexstat (Brazil), Accessed April 10, 2023

OTHER WOOD-BASED PRODUCTS EXPORTS FROM BRAZIL TO SAUDI ARABIA

(Value in thousand US\$, FOB)

| Products | 2013 | 2014 | 2015 | 2016 | 2017 | 2018 | 2019 | 2020 | 2021 | 2022 |
|---------------------|--------------|--------------|---------------|--------------|--------------|--------------|--------------|--------------|---------------|---------------|
| Agglomerated cork | 0.01 | - | 0.04 | - | - | - | - | - | - | - |
| Basketwork articles | - | - | - | 0.2 | 1 | 1 | - | 3 | 1 | 5 |
| Chemical wood pulp | 1,277 | 5,640 | 10,700 | 2,322 | 4,248 | 7,999 | 4,342 | 8,287 | 11,313 | 26,405 |
| Total | 1,277 | 5,640 | 10,700 | 2,322 | 4,249 | 8,000 | 4,342 | 8,290 | 11,314 | 26,410 |

Source of Data: Comexstat (Brazil), Accessed April 10, 2023

TYPES OF SAUDI IMPORTS OF WOOD AND WOOD PRODUCTS FROM THE WORLD

(Yearly Average Imports during 2013-2022, Value in Thousand US\$. CIF)

Source: ITC/WTO (Geneva), accessed April 11, 2023.

Wood and Articles of Wood

| Code | Product label | Avg/Year |
|-------|---|----------|
| '4407 | Wood sawn or chipped lengthwise, sliced or peeled, whether or not planed, sanded or end-jointed, ... | 512,252 |
| '4411 | Fiberboard of wood or other ligneous materials, whether or not agglomerated with resins or ... | 238,141 |
| '4412 | Plywood, veneered panel and similar laminated wood (excluding sheets of compressed wood, cellular ... | 268,495 |
| '4402 | Wood charcoal, incl. shell or nut charcoal, whether or not agglomerated (excluding wood charcoal ... | 64,296 |
| '4418 | Builders' joinery and carpentry, of wood, incl. cellular wood panels, assembled flooring panels, ... | 69,472 |
| '4413 | Metallized wood and other densified wood in blocks, plates, strips or profile shapes | 9,967 |
| '4410 | "Particle board, oriented strand board ""OSB"" and similar board ""e.g., waferboard"" of wood ... | 20,513 |
| '4420 | Wood marquetry and inlaid wood; caskets and cases for jewelry or cutlery, and similar articles, ... | 15,600 |
| '4419 | Tableware and kitchenware, of wood (excluding interior fittings, ornaments, cooperage products, ... | 11,838 |
| '4421 | Other articles of wood, n.e.s. | 14,270 |
| '4415 | Packing cases, boxes, crates, drums and similar packings, of wood; cable-drums of wood; pallets, ... | 15,891 |
| '4409 | "Wood, incl. strips and friezes for parquet flooring, not assembled, continuously shaped ""tongued, ... | 18,327 |
| '4401 | Fuel wood, in logs, billets, twigs, faggots or similar forms; wood in chips or particles; sawdust ... | 6,055 |
| '4408 | Sheets for veneering, incl. those obtained by slicing laminated wood, for plywood or for other ... | 11,353 |
| '4417 | Tools, tool bodies, tool handles, broom or brush bodies and handles, of wood; boot or shoe ... | 3,772 |
| '4414 | Wooden frames for paintings, photographs, mirrors or similar objects | 4,397 |
| '4403 | Wood in the rough, whether or not stripped of bark or sapwood, or roughly squared (excluding ... | 8,092 |
| '4405 | "Wood wool; wood flour ""wood powder able to pass through a fine"" , 0,63 mm mesh, sieve with ... | 210 |
| '4404 | Hoop wood; split poles; piles, pickets and stakes of wood, pointed but not sawn lengthwise; ... | 1,078 |
| '4416 | Casks, barrels, vats, tubs and other coopers' products parts thereof, of wood, incl. staves | 68 |
| '4406 | "Railway or tramway sleepers ""cross-ties"" of wood" | 655 |

Cork

| Code | Product label | Avg/Year |
|-------|--|----------|
| '4504 | Agglomerated cork, with or without a binding substance, and articles of agglomerated cork (excluding ... | 12,289 |
| '4503 | Articles of natural cork (excluding cork in square or rectangular blocks, plates, sheets or ... | 5,803 |
| '4502 | Natural cork, debacked or roughly squared, or in square or rectangular blocks, plates, sheets ... | 1,185 |
| '4501 | Natural cork, raw or merely surface-worked or otherwise cleaned; cork waste; crushed, powdered ... | 289 |

Straw

| Code | Product label | Avg/Year |
|-------|---|----------|
| '4602 | Basketwork, wickerwork and other articles, made directly to shape from plaiting materials or ... | 43,768 |
| '4601 | Plaits and similar products of plaiting materials, whether or not assembled into strips; plaiting ... | 1,100 |

Wood Pulp

| Code | Product label | Avg/Year |
|-------|---|----------|
| '4706 | "Pulps of fibers derived from recovered ""waste and scrap"" paper or paperboard or of other ... | 52,442 |
| '4703 | Chemical wood pulp, soda or sulphate (excluding dissolving grades) | 20,623 |
| '4707 | "Recovered ""waste and scrap"" paper or paperboard (excluding paper wool)" | 12,854 |
| '4705 | Wood pulp obtained by a combination of mechanical and chemical pulping processes | 3,617 |
| '4701 | Mechanical wood pulp, not chemically treated | 4,603 |
| '4702 | Chemical wood pulp, dissolving grades | 4,020 |
| '4704 | Chemical wood pulp, sulphatic (excluding dissolving grades) | 925 |

Paper and Paper Products

| Code | Product label | Avg/Year |
|-------|---|----------|
| '4810 | "Paper and paperboard, coated on one or both sides with kaolin ""China clay"" or other inorganic ... | 280,895 |
| '4805 | Other paper and paperboard, uncoated, in rolls of a width > 36 cm or in square or rectangular ... | 148,469 |
| '4811 | Paper, paperboard, cellulose wadding and webs of cellulose fibers, coated, impregnated, covered, ... | 229,306 |
| '4802 | Uncoated paper and paperboard, of a kind used for writing, printing or other graphic purposes, ... | 151,634 |
| '4818 | Toilet paper and similar paper, cellulose wadding or webs of cellulose fibers, of a kind used ... | 144,542 |
| '4819 | Cartons, boxes, cases, bags and other packing containers, of paper, paperboard, cellulose wadding ... | 127,757 |
| '4823 | Paper, paperboard, cellulose wadding and webs of cellulose fibers, in strips or rolls of a ... | 83,982 |
| '4804 | Uncoated kraft paper and paperboard, in rolls of a width > 36 cm or in square or rectangular ... | 168,237 |
| '4803 | Toilet or facial tissue stock, towel or napkin stock and similar paper for household or sanitary ... | 103,861 |
| '4822 | Bobbins, spools, cops and similar supports of paper pulp, paper or paperboard, whether or not ... | 10,074 |
| '4821 | Paper or paperboard labels of all kinds, whether or not printed | 17,438 |
| '4820 | Registers, account books, notebooks, order books, receipt books, letter pads, memorandum pads, ... | 44,431 |
| '4808 | "Corrugated paper and paperboard ""with or without glued flat surface sheets"", creped, crinkled, ... | 25,943 |
| '4809 | Carbon paper, self-copy paper and other copying or transfer papers, incl. coated or impregnated ... | 24,252 |
| '4814 | Wallpaper and similar wallcoverings of paper; window transparencies of paper | 34,358 |
| '4817 | Envelopes, letter cards, plain postcards and correspondence cards, of paper or paperboard; ... | 9,655 |
| '4801 | Newsprint as specified in Note 4 to chapter 48, in rolls of a width > 36 cm or in square or ... | 32,124 |
| '4806 | Vegetable parchment, greaseproof papers, tracing papers and glassine and other glazed transparent ... | 6,350 |
| '4807 | "Composite paper and paperboard ""made by sticking flat layers of paper or paperboard together ... | 3,064 |
| '4812 | Filter blocks, slabs and plates, of paper pulp | 1,046 |
| '4816 | Carbon paper, self-copy paper and other copying or transfer papers, in rolls of a width of ... | 4,254 |
| '4813 | Cigarette paper, whether or not cut to size or in the form of booklets or tubes | 1,933 |
| '4815 | Floor coverings on a base of paper or paperboard, whether or not cut to size (excluding similar ... | - |

TOP TEN SOURCES OF SAUDI IMPORTS OF WOOD-BASED PRODUCTS

Source of Data: ITC/WTO, Accessed April 11, 2023

Wood and Articles of Wood

(Value in Million US\$, CIF)

| Exporters | 2013 | 2014 | 2015 | 2016 | 2017 | 2018 | 2019 | 2020 | 2021 |
|--------------|--------------|--------------|--------------|--------------|--------------|--------------|--------------|--------------|--------------|
| 1 China | 311 | 322 | 320 | 245 | 194 | 176 | 201 | 212 | 269 |
| 2 Indonesia | 177 | 174 | 246 | 129 | 128 | 130 | 132 | 153 | 125 |
| 3 Thailand | 91 | 87 | 103 | 70 | 89 | 116 | 149 | 149 | 192 |
| 4 Finland | 107 | 110 | 90 | 91 | 76 | 56 | 99 | 121 | 149 |
| 5 Sweden | 103 | 114 | 107 | 74 | 69 | 85 | 72 | 82 | 113 |
| 6 Germany | 90 | 94 | 94 | 63 | 55 | 63 | 44 | 41 | 59 |
| 7 Romania | 102 | 88 | 75 | 48 | 38 | 36 | 41 | 52 | 59 |
| 8 Austria | 73 | 75 | 75 | 46 | 37 | 39 | 47 | 64 | 68 |
| 9 Brazil | 40 | 58 | 41 | 31 | 51 | 55 | 62 | 60 | 38 |
| 10 Chile | 49 | 70 | 67 | 33 | 32 | 43 | 56 | 29 | 33 |
| Sub Total | 1,143 | 1,192 | 1,218 | 831 | 770 | 799 | 904 | 962 | 1,106 |
| Others | 351 | 307 | 426 | 299 | 269 | 280 | 261 | 257 | 277 |
| Total | 1,494 | 1,499 | 1,644 | 1,130 | 1,039 | 1,079 | 1,165 | 1,219 | 1,384 |

Cork

| Exporters | 2013 | 2014 | 2015 | 2016 | 2017 | 2018 | 2019 | 2020 | 2021 |
|----------------------------|------------|------------|------------|-------------|------------|------------|-------------|-------------|-------------|
| 1 China | 0.6 | 0.8 | 1.9 | 2.7 | 2.1 | 4.3 | 8.6 | 10.1 | 13.3 |
| 2 France | - | - | - | - | - | 0.5 | 0.1 | 20.7 | 17.2 |
| 3 Germany | - | - | 0.1 | 4.4 | - | 0.1 | 3.6 | 2 | 2.5 |
| 4 United States of America | 0.1 | 0.1 | 0.2 | 1.4 | 1.6 | 0.4 | 0.3 | 2.6 | 3.1 |
| 5 Portugal | 0.8 | 0.8 | 0.8 | 1 | 0.7 | 0.5 | 0.3 | 0.4 | 0.5 |
| 6 Italy | 0.2 | 0.4 | 0.3 | 0.4 | 0.2 | 0 | 0.1 | 2.1 | 1.9 |
| 7 India | 0.4 | 0 | 0.4 | 0.2 | 0.3 | 0.5 | 0.3 | 0.7 | 1.4 |
| 8 Malaysia | 0.2 | 0.3 | 0.3 | 0.5 | 0.1 | 0.3 | 0.6 | 0.9 | 0.7 |
| 9 United Kingdom | 0.2 | 0.3 | - | 0.1 | 0.2 | 0.1 | 0 | 1 | 0.8 |
| 10 United Arab Emirates | 0.5 | 0.3 | - | - | - | 0.3 | 0.4 | 0.5 | 0.8 |
| Sub Total | 3 | 3 | 4 | 11 | 5 | 7 | 14 | 41 | 42 |
| Others | 1 | 1 | 2 | 14 | 4 | 2 | 4 | 11 | 6 |
| Total | 3.7 | 4.1 | 6.1 | 25.1 | 8.9 | 8.6 | 18.8 | 52.4 | 48.4 |

* Brazil's position in this item is not significant

Straw

| Exporters | 2013 | 2014 | 2015 | 2016 | 2017 | 2018 | 2019 | 2020 | 2021 |
|----------------------------|-----------|-----------|-----------|-----------|-----------|-----------|-----------|-----------|-----------|
| 1 China | 32 | 37 | 36 | 22 | 26 | 41 | 50 | 31 | 30 |
| 2 Qatar | - | - | - | - | - | - | - | - | 12.2 |
| 3 Viet Nam | 0.1 | 0.3 | 0.2 | 1 | 0.9 | 0.8 | 0.9 | 2.1 | 2 |
| 4 India | 0.2 | 0.5 | 0.7 | 0.3 | - | 0.4 | 0.9 | 1.8 | 2.4 |
| 5 Italy | 0.2 | 0.3 | 0.2 | 0.7 | 0.3 | 0.4 | 1.1 | 1.6 | 1.1 |
| 6 Kenya | 0.1 | 0.4 | 0.6 | 0.6 | 0.5 | 0.5 | 0.4 | 1 | 0.8 |
| 7 United States of America | 0 | - | 0.1 | 0 | 0.1 | 0.1 | 0.3 | 2.4 | 1.1 |
| 8 Germany | - | - | - | 1.1 | - | 0 | 0 | 0.4 | 2.4 |
| 9 Egypt | 0.4 | 0.4 | 0.3 | 0.5 | 0.3 | 0.3 | 0.5 | 0.9 | 0.3 |
| 10 United Arab Emirates | 0 | 0.2 | 0.1 | 0.1 | 0 | 0.2 | 0.3 | 1.4 | 1 |
| Sub Total | 33 | 39 | 38 | 26 | 28 | 43 | 54 | 43 | 54 |
| Others | 5 | 4 | 6 | 5 | 5 | 3 | 5 | 6 | 6 |
| Total | 38 | 43 | 45 | 32 | 33 | 47 | 59 | 48 | 60 |

* Brazil's position in this item is not significant

Wood Pulp

| Exporters | | 2013 | 2014 | 2015 | 2016 | 2017 | 2018 | 2019 | 2020 | 2021 |
|-----------|--------------------------|-----------|-----------|-----------|----------|-----------|-----------|-----------|-----------|-----------|
| 1 | United States of America | 31 | 27 | 34 | 22 | 37 | 49 | 35 | 31 | 22 |
| 2 | Brazil | 28 | 23 | 35 | 2 | 12 | 20 | 18 | 17 | 27 |
| 3 | Indonesia | 24 | 15 | 17 | 17 | 38 | 21 | 6 | 7 | 16 |
| 4 | Finland | 2.4 | - | 1 | 0.5 | 1.8 | 4.4 | 11.7 | 13.6 | 3 |
| 5 | Sweden | 0.2 | 5.4 | 3.7 | 2 | 3 | 0.4 | 5.8 | 3.9 | 12.4 |
| 6 | Chile | 2 | - | 0.3 | 0.3 | 1.8 | 0.9 | 2.7 | 10.7 | 5.7 |
| 7 | Germany | 2.1 | 1.3 | 2.2 | 1.7 | 1.6 | 1.3 | 3.8 | 3.7 | 1.1 |
| 8 | Russian Federation | - | - | 2.5 | 1.8 | 2.5 | 1.1 | 3.6 | 3.1 | 3 |
| 9 | Canada | - | - | 3 | 3 | 1 | 3 | 0 | 0 | 0 |
| 10 | South Africa | - | 1 | - | - | - | 1 | 3 | 4 | 1 |
| | Sub Total | 90 | 72 | 97 | 50 | 98 | 101 | 90 | 93 | 91 |
| | Others | 13 | 12 | 14 | 9 | 8 | 10 | 21 | 14 | 8 |
| | Total | 103 | 84 | 111 | 59 | 106 | 111 | 111 | 107 | 100 |

Paper and Paper Products

| Exporters | | 2013 | 2014 | 2015 | 2016 | 2017 | 2018 | 2019 | 2020 | 2021 |
|-----------|--------------------------|-------|-------|-------|-------|-------|-------|-------|-------|-------|
| 1 | China | 220 | 244 | 290 | 293 | 225 | 276 | 299 | 298 | 311 |
| 2 | United Arab Emirates | 92 | 120 | 132 | 128 | 135 | 192 | 228 | 235 | 259 |
| 3 | United States of America | 168 | 145 | 156 | 133 | 109 | 115 | 111 | 80 | 77 |
| 4 | Indonesia | 124 | 147 | 158 | 94 | 108 | 134 | 111 | 91 | 80 |
| 5 | Sweden | 148 | 144 | 113 | 87 | 88 | 90 | 66 | 74 | 75 |
| 6 | Germany | 135 | 100 | 100 | 106 | 84 | 61 | 67 | 67 | 55 |
| 7 | Finland | 90 | 78 | 86 | 57 | 75 | 81 | 80 | 60 | 78 |
| 8 | Spain | 104 | 96 | 82 | 70 | 69 | 73 | 54 | 44 | 62 |
| 9 | Jordan | 55 | 59 | 65 | 76 | 74 | 50 | 54 | 49 | 53 |
| 10 | Bahrain | 85 | 85 | 73 | 68 | 65 | 38 | 38 | 36 | 32 |
| | Sub Total | 1,219 | 1,218 | 1,254 | 1,112 | 1,032 | 1,112 | 1,108 | 1,034 | 1,082 |
| | Others | 553 | 561 | 610 | 467 | 490 | 543 | 521 | 447 | 520 |
| | Total | 1,771 | 1,778 | 1,864 | 1,579 | 1,522 | 1,655 | 1,629 | 1,481 | 1,602 |
| 17 | Brazil | 18 | 19 | 18 | 18 | 14 | 33 | 28 | 48 | 29 |



IMPORTERS OF WOOD AND WOOD PRODUCTS IN SAUDI ARABIA



IMPORTERS OF WOOD PRODUCTS

(Not a comprehensive list)

International Timber Company Ltd.

info@itco-sa.com

<http://www.itco-sa.com/>

Kingdom wood

gm@kingdom-wood.com

<http://www.kingdom-wood.com/>

Sidco Wood

info@sidcowood.com

<https://www.sidcowood.com/>

World Wood Co

info@worldwoodco.com

<http://www.worldwoodco.com/>

Home Decor

info@homedecor-sa.com

<http://www.homedecor-sa.com/>

Saudi Company for Wood Industries

info@tajco.net

<https://tajco.net/>

ASALA Wood

info@asalawood.com

<https://ar.asalawood.com/>

ATHAL Wood Company

info@athalwoodcompany.com

<https://athalwoodcompany.com/>

Mokbel Al Khalaf Sons Co. LTD (MAK)

mak@mak-est.com

<http://www.mak-est.com/>

AIRASHED Building Materials

info@alrashedbm.com

<http://www.alrashedbm.com/>

Hadra Wood Industries
amer@hadarawood.com
<https://www.hadarawood.com/>

Al Bawardi Building Material Company
bm@albawardi.com
<https://www.albawardi.com/companies-bbm.html>

Al Muhaidib Building Materials Company
Al Muhaidib
info@muhaidib.com
<https://muhaidib.com/>
Masdar
info@mbm.com.sa
<https://www.mbm.com.sa/>

Al Muhaidib Wood Industries
sales@muhaidibfwp.com
<http://www.muhaidibfwp.com/>

Modern Furnishing House for Industry
info@fhf.com.sa
<https://www.mfh-sa.com/>

Modern Wood Products
amanat@amanatcompany.com.sa
<https://modern-wp.com/>

Saudi Moder Factory Company
info@smf.com.sa
<http://smf.com.sa/>

Trust Wood Factory
info@trustwood-sa.com
<http://trustwood-sa.com/>

Binladin Woodwork Factory
info@bwwfsa.com
<http://bwwfsa.com/>

REFERENCES/BIBLIOGRAPHY

International Trade Centre (ITC)

<https://intracen.org/>

Comexstat

<http://comexstat.mdic.gov.br/>

UN Comtrade

<https://comtrade.un.org/>

General Authority of Statistics

<https://www.stats.gov.sa/en>

Market Reports

Data Bridge

<https://www.databridgemarketresearch.com/reports/saudi-arabia-wood-market>

Market Research

<https://www.marketresearch.com/seek/Wood-Saudi-Arabia/733/1345/1.html>

Mordor Intelligence

<https://www.mordorintelligence.com/industry-reports/saudi-arabia-prefab-wood-buildings-market>



EMBASSY OF BRAZIL

Riyadh, Saudi Arabia